











This is our new homework grid, which is for this half term. You can complete any of the activities on the grid and then bring it into school to show us. If you are not sure, find an activity difficult or want to tell us anything, see your teacher so that we can help.

Key Skills	<p>Go to the library and find a book about the Great Fire of London, write down three facts that you learn.</p>	<p>Practise your handwriting by correctly starting on the line, practice your capital letters too.</p> 	<p>Count in 2s, 5s and 10s to the 12th multiple with your grown up. Can you go backwards too? What patterns can you see?</p>	<p>Learn your number bonds to 10 and 20. Practise these by doing missing number sentences. Use your number bonds to 10 to help with your number bonds to 20.</p> <p style="text-align: center;">$4 + 6 = 10$ $14 + 6 = 20$</p>
	<p>Make a fire picture using 2 different types of medium – tissue, chalk, pastel etc. What colours will you need to use?</p> 	<p>Go on a family walk in Sheffield can you tell them what different types of housing you see?</p> 	<p>Find out how people around the world celebrate Easter.</p> 	<p>Practice writing and reading the tricky words attached. Can you write them in a sentence?</p> 
	<p>Find different objects from around your home, can you put them in order from tallest to shortest and longest to shortest?</p>	<p>Practice reading the fake and real words on phonics play. https://www.phonicsplay.co.uk/freeIndex.htm</p>	<p>Write a description of what it looked like in London when the Great Fire was happening. Try to use adjectives and nouns.</p> 	<p>Why did the fire of London spread so quickly? Write a list of all the possible factors.</p> 
	<p>Using what you have learnt in PE and your own dance moves. Can you make up a dance?</p> 	<p>Google London 1666. Who was the King of England then? What did he look like? Can you find out any other facts.</p>	<p>Draw the Pudding lane bakery – draw loaves of bread in baskets in groups of 2, 5 and 10.</p> 	<p>Design your own easter egg. Think about what the easter egg represents.</p> 

PORTER CROFT

Church of England Primary Academy



Homework Grid

Year Group 1

Half term: Spring 2

Mrs Ray and
Mrs Doherty



Together we are Porter Croft